



2024 LADAKH BIKE EXPEDITION WITH TURTUK VILLAGE



LEH TO LEH 6 DAY

WWW.MOTOTOURLADAKH.COM

OVERVIEW

Ladakh Biking Experience

Ladakh is often referred to as a Mecca For Bikers, and sure the name lives up to the hype. So, here we are presenting a 6 day leh ladakh bike trip, covering almost all aspects of Ladakh and even the places less travelled by most traveller. This bike trip is extensive 6 days touring, so be prepared for some hot or cold weather. We have put the utmost effort into making this trip one in a lifetime experience for a rider, this itinerary has been researched and carefully formulated after looking back at several of our tours in the past.

Why Us!

We are Leh Based Company, and you will get the best value. That means no Middle man, no Upselling, no Compromises.

We have a team of experienced member and staff. we are registered in 2014 under LADAKH TOURISM LEH, and active member of ALL LADAKH TOUR OPERATOR ASSOCIATION (ALTOA)




DAY 1

Arrival in Leh | Adapt for the day



Altitude: 3500 mts.:

- After arrival, reach for the designated hotel in Leh.
- You have to acclimatise to the new environment so, take a sip of water every 15 minutes to keep yourself hydrated.
- Rest till 4 pm, and visit Shanti stupa, Leh Palace and local market on your own.
- Walk back to the hotel and rest for the night.



DAY 2

Leh to Nubra Valley | Khardong-La (World highest motorable road)



Distance: 120 km Ride duration: 5 - 6 hrs Altitude of khardong-la: 5360 mts

- After having a healthy breakfast in the morning, get ready for the ultimate adventure.
- This journey will take you through some of the highest passes in the world and will greet you with the ever-changing views of the barren land.
- Take a stopover at the cafe on Khardung-La Pass, the world's highest all-season motorable road and soak in the views as you will feel like on top of the world.
- If time permits, visit the oldest and the largest monastery of Ladakh, the Diskit Monastery, which also houses a large Buddha statue.
- Enjoy the exquisite double-humped Bactrian Camel Ride, exclusively found in this region, as this region was a part of the famous silk route.
- Overnight stay at the campsite in Nubra Valley.



DAY 3

Nubra to Turtuk village or Siachen Base and back



Distance: 150 km



Ride duration: 6 - 7 hrs



Altitude of Nubra : 3000 mts

- After a delicious breakfast, ride towards Turtuk
- Turtuk is the last outpost in India after which the Pakistan-controlled Gilgit-Baltistan begins and is one of the gateways to the Siachen Glacier
- The place is culturally, linguistically, and historically different from what you've seen till now in your Ladakh holiday as it falls under the Gilgit-Baltistan region. Even the landscape is different with dramatic narrow valleys and steep mountains, unlike Central Ladakh and Nubra
- Comparatively, situated at a lower altitude than Leh, you'll see green pastures here that yield fresh produce like apricots and apples
- Come back to the campsite and proceed for dinner
- Overnight stay in camps at Nubra valley.



DAY 4

Nubra to Pangong Lake | Shayok Valley



Distance: 160 km



Ride duration: 6 - 7 hrs



Altitude of Pangong : 4250 mts

- Wake up in the morning in the beautiful Nubra Valley and have a scrumptious breakfast.
- Get ready for the most awaited day as you will be visiting Pangong Lake on the Indo-China border.
- One of the highest altitude saline water lakes, Pangong Tso will greet you with its changing colours from shades of blue to green to red.
- Spend the rest of the day exploring the surroundings of the Pangong Lake with the view of the Shyok river on one side and the mountains on another side.
- You can also recreate some of the moments from your favourite Bollywood movies like 3-idiots and Jab Tak Hai Jaan and enjoy the place in Bollywood style.
- Overnight stay and dinner at a campsite near Pangong Lake.



DAY 5

Pangong Tso to Leh | Chang La - pass



Distance: 150 km Ride duration: 6 - 7 hrs Altitude of ChangLa pass : 5250 mts

- Wake up in the morning to the beautiful Pangong Lake view and have a delicious breakfast.
- As you mark your way back to Leh, take a small stopover at the Chang-la Pass, which is one of the highest mountain passes in the world.
- You can also visit the Chang-la Cafe, located just on the Changla Pass.
- Visit the Changla Baba Temple on top, after which the pass got its name and is believed to be the guardian of the people visiting Chang La.
- Further, visit the Druk Padma School, famed for the movie '3 Idiots' as the site where the last scene was shot.
- One can also visit the beautifully structured Thiksey Monastery and Shey Palace en-route, if time permits.
- Upon reaching Leh, rest for some time followed by dinner at the hotel.
- Overnight stay at a hotel in Leh.



DAY 6

Departure | Goodbye



Distance: 4 km

- After breakfast. Head towards Leh airport for your flight back home.
- Ladakh bike trip for 6 days ends with lots of Photos and memories, hope to see you soon.





Inclusion

- Participation Certificate for the rider
- Accommodation is on a triple sharing basis in camps/hotels mentioned or similar (for couple on Double sharing basis)
- Breakfast and Dinner throughout the tour (except breakfast on day 1)
- All inner line permit for the mentioned itinerary.
- Royal Enfield Himalayan
- Riding Jacket, Knee and elbow guard
- Fuel for the trip (mentioned itinerary)
- Helmet for both rider and pillion
- A Backup vehicle for support
- A Skilled mechanic for assistance
- A Tour Marshall
- Daily maintenance and spare parts.
- First Aid box in the car
- An oxygen cylinder in the car 24/7.
- All the sightseeing and excursion as per the itinerary.

Exclusion

- Anything that is not mentioned in the cost inclusion
- Cost arising by damage to the bike
- Any entrance fee to the monastery and monument
- Any cost arising due to unforeseen events like a landslide, road block etc.
- GST 5%





Package Cost

Solo Rider -	INR 23,900 + 5% Gst
Dual Rider	INR 19,900 + 5% Gst
SIC - (Seat in Car)	INR 19,900 + 5% Gst
Own Bike own fuel -	INR 12,800 + 5% Get

Foreign national have to pay \$50 extra per person on the above package cost

Safety Assured with Complimentary Gears

Riding Jacket, Kneed Guard, Gloves on your own.



Trip Date

Start Date	End Date	Start Date	End Date		
26	-	31 May	25	-	30 July
29 May	-	03 June	28 July	-	02 Aug
04	-	09 June	31 July	-	05 Aug
06	-	11 June	03	-	08 Aug
10	-	15 June	07	-	12 Aug
13	-	18 June	09	-	14 Aug
15	-	20 June	12	-	17 Aug
19	-	24 June	16	-	21 Aug
22	-	27 June	18	-	23 Aug
24	-	29 June	21	-	26 Aug
28 June	-	03 July	25	-	30 Aug
01	-	06 July	27 Aug	-	01 Sept
03	-	08 July	30 Aug	-	04 Sept
07	-	12 July	03	-	08 Sept
10	-	15 July	05	-	10 Sept
12	-	17 July	08	-	13 Sept
16	-	21 July	12	-	17 Sept
19	-	24 July	14	-	19 Sept
21	-	26 July	17	-	22 Sept
			21	-	26 Sept
			23	-	28 Sept
			26	-	01 Oct

Things to Carry

- Riding Gloves for cold and Protection
- Postpaid Airtel or Jio sim card
- Warm clothes for riding
- Camera and power bank.
- Comfortable clothes.
- Shoes for riding.
- Raincover for riding
- Personal medication
- Sunglass, Sunscreen cream,
- Personal toiletries
- Most of which you are going to carry boils down to your personal preference.

Hotel and Camp image for reference only

Leh



Travel inn



Hotel Horpo Leh



Nubra Valley




Sand dune hotel



Shayok Camp



Pangong Lake



Frozen Pangong



100 Sky Camp



Note:

- The check-in time is 12 noon/early check-in subject to the availability of the room.
- We require minimum strength of 7 riders to operate one group. We have the right to cancel the group if we do not get the minimum strength of riders in any group. If there are any additional expenses due to bad weather or any other reason beyond the control of the tour operator on account of a hotel stay, transportation, meals, etc. extra bill will be raised. Neither Mototour Ladakh nor the participating partners/hotels will be responsible for the additional expenses.
- The sequence of the day-wise itinerary tour program may change depending upon traffic schedules/restrictions on some roads and other unforeseen events.
- If any group member wants to leave the group in-between the tour then he/she has to pay the cost for transportation of bike from point of leaving the tour till the tour endpoint.
- Group members would have to carry a valid ID proof & Driving license is mandatory.
- All guests will be responsible for the safety and security of their own luggage. Only backpacks are allowed. You can carry luggage weighing not more than 50 litre backpack per person with you. Extra luggage will cost you INR 500 per Kg.
- Compensation for any damage/accident done by you during the tour to others property/person would be directly payable by you.
- Booking amount for the trip is valid for season 2024 only.
- If someone cancel the trip on arrival he or she has to pay the total billing amount.
- We have the right to cancel the departure due to insufficient members in the batches. In such a situation, guests are eligible for a full refund.
- Basic First Aid Kit - It's advised that one should bring his/her own medicines which are known and suitable to him.
- Road Captain will be responsible to manage the group by taking all safety measures. The group has to follow him to make the tour a success.
- In case of an emergency, if any rider is feeling uneasy then he can sit in it and the mechanic will ride the bike.

Payment policy:

Rs. 2500/- of the Total Billing Amount to be deposited as the booking amount at the time of the booking

Cancellation policy:

Booking Amount of 2500/person is non-refundable.

Rescheduling Policy:

In case you are unable to travel as planned and need to reschedule your date of travel:

Before 15 Days from the Date of Travel - One-time Complementary.

Within 15 Days from the Date of Travel - The cost of rescheduling needs to be paid by the guest subject to amendment charges from hotels and transporters.

Rescheduling will only be accepted on Email at info@mototourladakh.com

Booking Process

Our Booking process is really simple, Each participant have to pay Rs. **2500/-** to confirm the trip.

Just scan the QR code for any UPI method, or you can do IMPS or NEFT to the below Bank Account:

Bank Name - J&K Bank

Account Name - Mototour Ladakh

Account No - 0069010100003760

IFSC code - JAKA0PRIEST

Branch - Leh Main Branch

GSTIN - 38ACMPW8388F1ZL

Share your proof of payment and you will get the confirmation within 24 hrs.

paytm G Pay



Serving To Empower

ALL BHIM UPI APPS ACCEPTED HERE

Scan this QR code with UPI app of any bank or Pay to

MOTOTOUR LADAKH

MT008715535@jkb

0069010100003760



Award and Recognition



Ladakh Tourism Registered



ALTOA (all ladakh tour operator association)



J&K Tourism Registered

Contact and Location

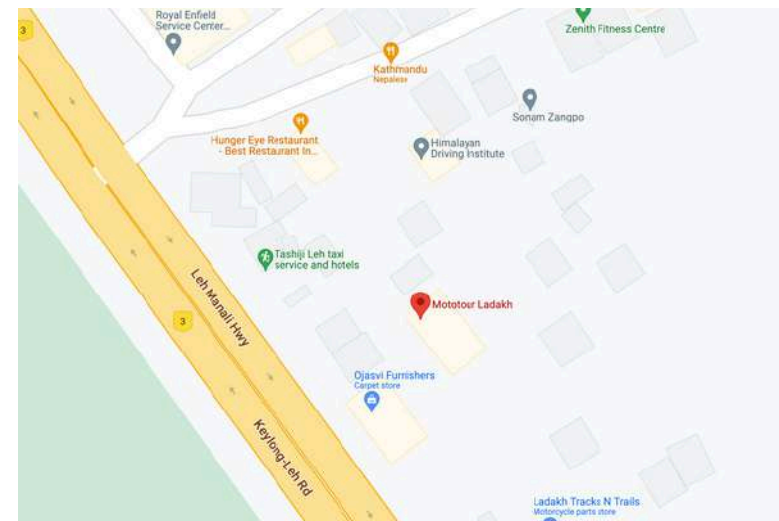
Website:- <https://www.mototourladakh.com>

Mail:- info@mototourladakh.com

Ph:- + 91- 7051029097, 8494007884, 8899222757

Address

Main Office- Mototour Complex, near Hunger eye, Leh, U.T Ladakh, 194101



Follow Us Here -

